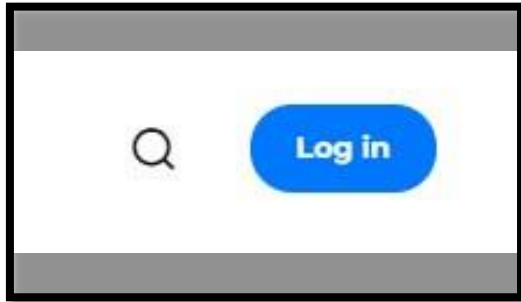
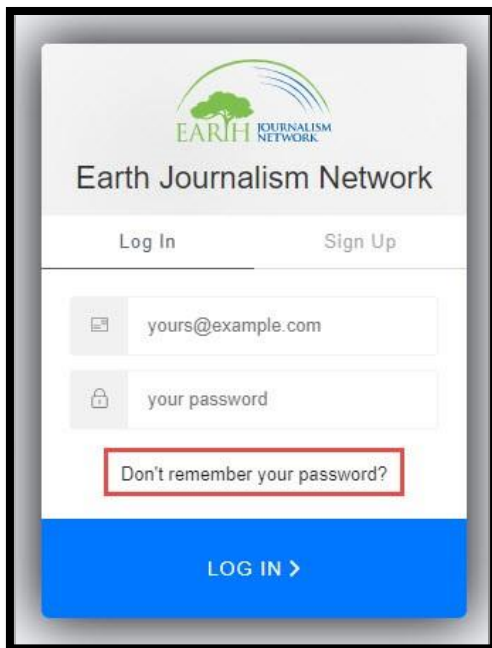


Here's how you reset your password on EJN's website.


1. At the top left of our website, click on a blue button that reads "Log in."



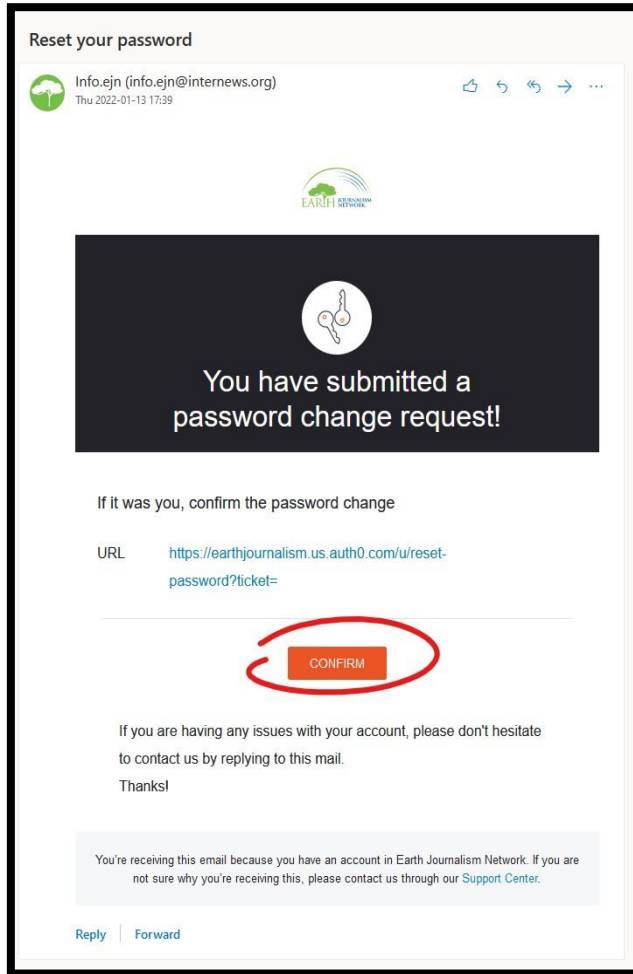
2. At the new page that opens, click on the "Don't remember your password?" link.



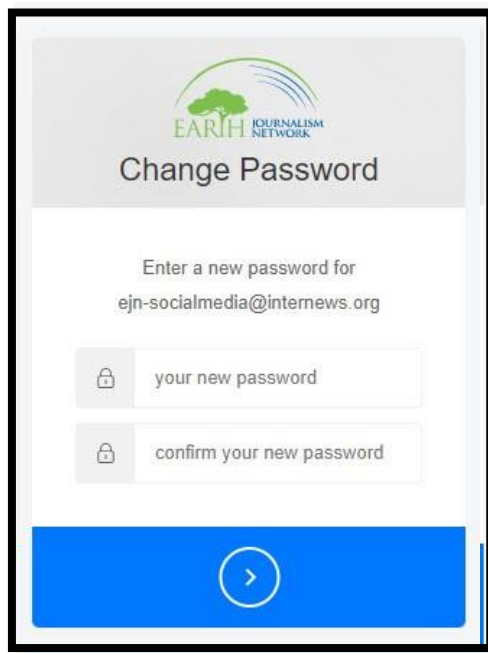
3. Type in your e-mail that you used to register an account at our website and hit "Send Email." You will see a green notification saying "We've just sent you an email to reset your password."



4. Next, go to your inbox and open the e-mail from "info.ejn@internews.org" with the subject "Reset your password." Click on the orange button that reads "Confirm."



5. A new page will open, where you'll be able to set up your new password. Choose a strong one!



When you finish these steps, you'll be able to log in again to our website. If you have any questions, please drop us a message at info.ejn@internews.org.